

## Instructions to complete evaluation and access certificate in CloudCME:

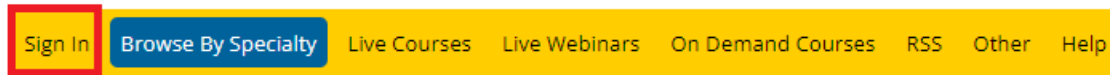
### Simple instructions:

- To gain access to the evaluation and certificate go to <https://ucsd.cloud-cme.com/default.aspx> and log in or use the CloudCME App
- Select **MyCE** from the top blue bar
- Select **Evaluations & Certificates**
- Next to the activity you completed, choose the **Complete Evaluation** button
- Answer all evaluation questions and Submit
- Once the evaluation has been completed and submitted, an option to download and print your certificate will become available
- Select **Download Certificate**

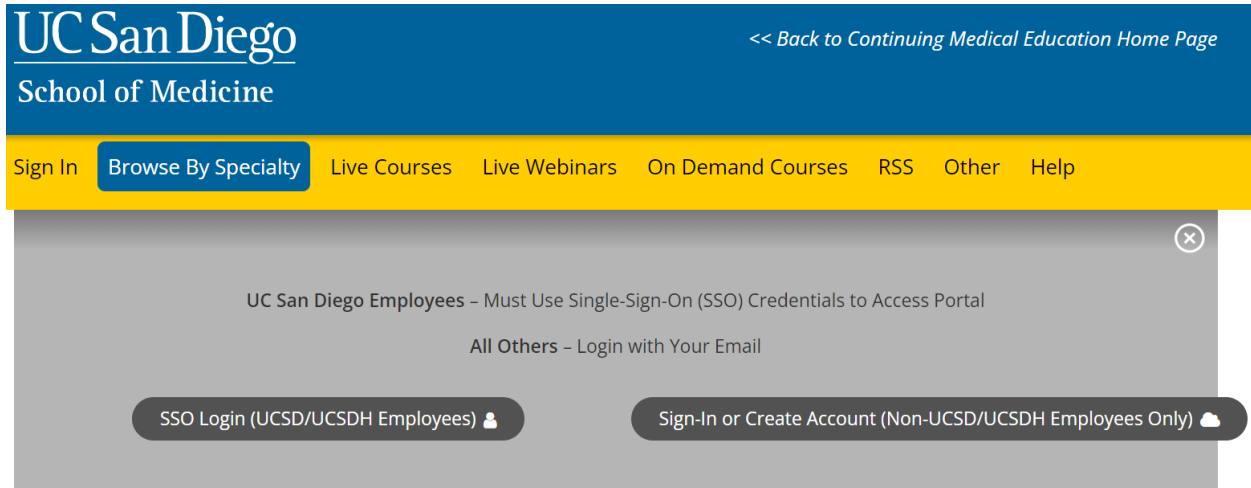
## Detailed Instructions:

**Step 1:** <https://ucsd.cloud-cme.com/default.aspx>

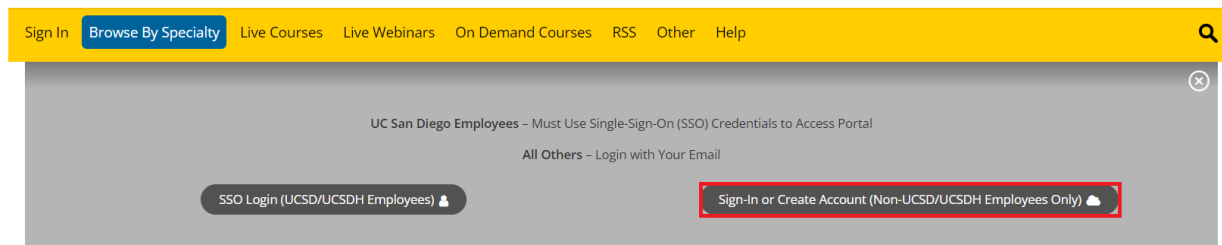
**Step 2:** Click **Sign In**, and sign in using the email address you used to register for the conference or to access the CloudCME® mobile app.



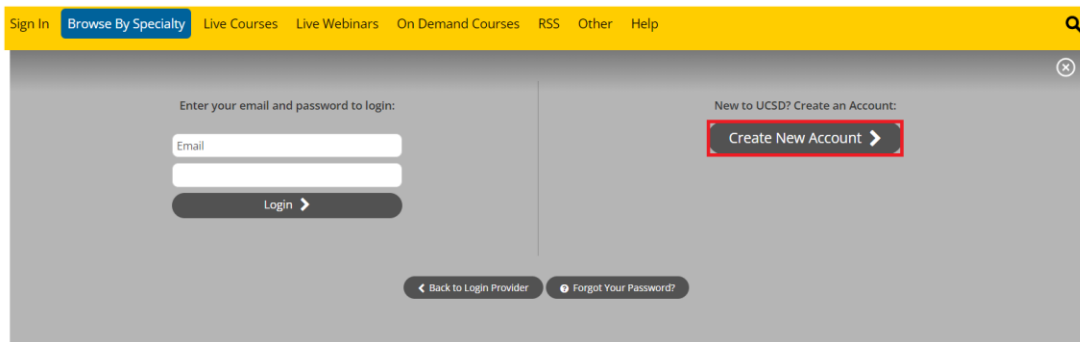
**Step 3:** If you are a UCSD/UCSDH employee log in using the **SSO Login** option otherwise click on **Sign-In or Create Account**



**Step 3:** If you have an account skip to page 3 or step 6 after logging in to your account. To create an account, click on **Sign-In or Create Account**



**Step 4:** Click the **Create New Account** button.



Sign In Browse By Specialty Live Courses Live Webinars On Demand Courses RSS Other Help

Enter your email and password to login:

Email

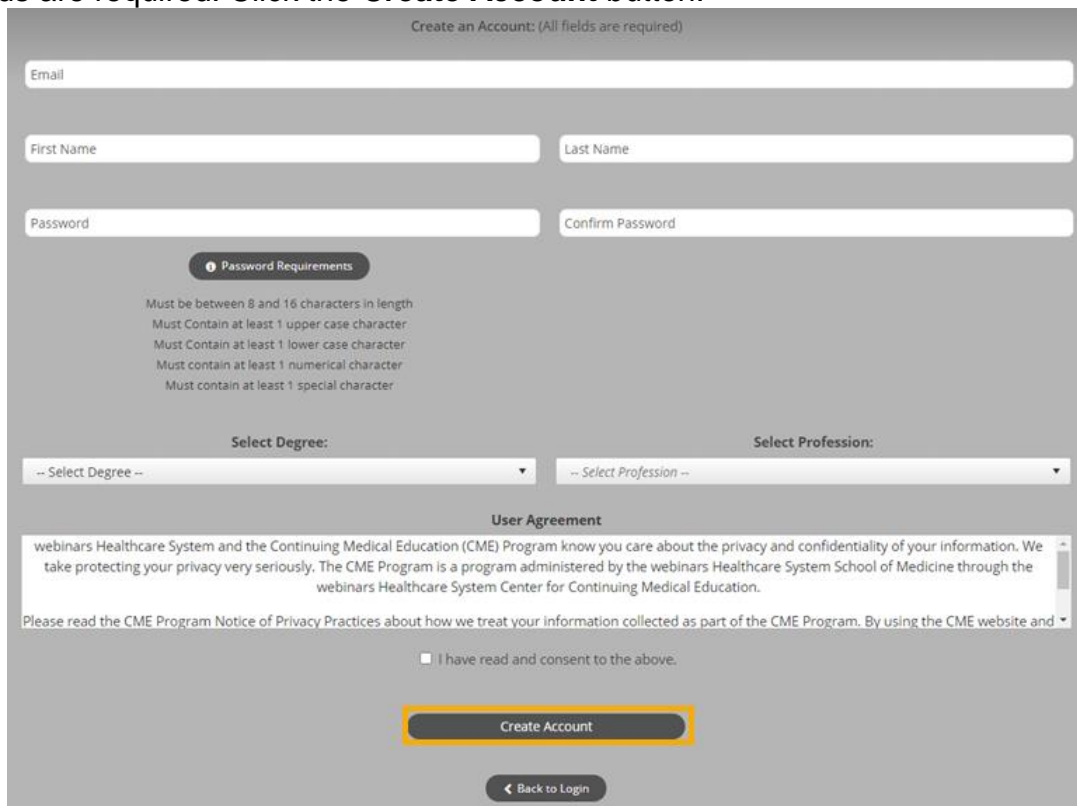
Login >

New to UCSD? Create an Account:

Create New Account >

< Back to Login Provider Forgot Your Password?

**Step 5:** Enter your information and check the User Agreement checkbox at the bottom. All fields are required. Click the **Create Account** button.



Create an Account: (All fields are required)

Email

First Name Last Name

Password Confirm Password

**Password Requirements**

- Must be between 8 and 16 characters in length
- Must Contain at least 1 upper case character
- Must Contain at least 1 lower case character
- Must contain at least 1 numerical character
- Must contain at least 1 special character

Select Degree: -- Select Degree --

Select Profession: -- Select Profession --

**User Agreement**

webinars Healthcare System and the Continuing Medical Education (CME) Program know you care about the privacy and confidentiality of your information. We take protecting your privacy very seriously. The CME Program is a program administered by the webinars Healthcare System School of Medicine through the webinars Healthcare System Center for Continuing Medical Education.

Please read the CME Program Notice of Privacy Practices about how we treat your information collected as part of the CME Program. By using the CME website and

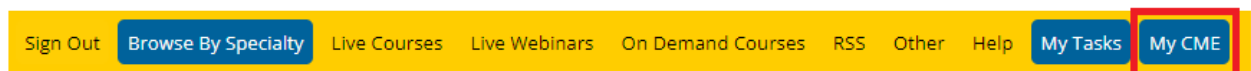
I have read and consent to the above.

Create Account

< Back to Login


**NOTE:** The email and password you use when logging into a computer will be the same when logging into the CloudCME® mobile app.

**Step 6:** Click the **My CME** button.



Sign Out Browse By Specialty Live Courses Live Webinars On Demand Courses RSS Other Help My Tasks My CME

**Step 7: Click Evaluations and Certificates.** You can view evaluations that need to be completed or email certificates for activities already completed.



**Step 12: Search for the activity you need to do evaluation for and click Complete Evaluation.**

#### EVALUATIONS AND CERTIFICATES

After receiving credit, certificates will be displayed in this area for 1-3 months. Please print or save any certificates before this time period ends.

Note: All credits will be recorded on transcripts, available for download 24/7 in the "Transcripts" area of the portal - credits earned do not disappear from transcripts.

Start Date:  End Date:

Credit Date	Course Title	Evaluations	Certificates
11/2/2022	AAMC Annual Meeting - Example	<input type="button" value="Complete Evaluation"/>	
12/2/2022	MedEd Grand Rounds - TEST TEXT - 12/02	<input type="button" value="Complete Evaluation"/>	
10/31/2022	AAMC Example Activity - Non-Physician Attendance		<input type="button" value="DOWNLOAD CERTIFICATE"/>

**Step 13: You must complete all of the fields in red before you are able to submit the evaluation. Once you are done with all fields, click Submit at the end of the evaluation.**

#### EVALUATIONS AND CERTIFICATES

After receiving credit, certificates will be displayed in this area for 1-3 months. Please print or save any certificates before this time period ends.

Note: All credits will be recorded on transcripts, available for download 24/7 in the "Transcripts" area of the portal - credits earned do not disappear from transcripts.

##### Test MOC Activity

El Cajon, CA, UNITED STATES on January 30, 2023 9:00:00 AM

Please complete the following questions and submit after reviewing your responses. Questions with an asterisk are required. Once you have completed this evaluation you will be able to download your certificate.

Please enter the number of hours you attended. \*

You are eligible to claim a maximum of 1.00 hours for this activity.

##### Participant Demographics: \*

<input type="checkbox"/> Physician (MD/DO)	<input type="checkbox"/> RN/LPN
<input type="checkbox"/> Advanced Practice Providers (CNP, CRNA, PA)	<input type="checkbox"/> Pharmacist
<input type="checkbox"/> Psychologist	<input type="checkbox"/> Therapist/Counselor
<input type="checkbox"/> Scientist/Researcher	<input type="checkbox"/> Social Worker
<input type="checkbox"/> Student	<input type="checkbox"/> Other (please specify):

Please rate specific presenter's effectiveness for sessions you participated in:  
**John Rodriguez, MD**


**Knowledge about subject matter - John Rodriguez, MD**  
 Excellent     Very Good     Good     Fair     Poor

**Presentation skills (delivery) - John Rodriguez, MD**  
 Excellent     Very Good     Good     Fair     Poor

**Quality of content/slides/handout materials - John Rodriguez, MD**  
 Excellent     Very Good     Good     Fair     Poor

 Submit

**Step 14:** Once you submit the evaluation, return to the below screen and then you will be able to click **Download Certificate:**



**EVALUATIONS AND CERTIFICATES**

After receiving credit, certificates will be displayed in this area for 1-3 months. Please print or save any certificates before this time period ends.

Note: All credits will be recorded on transcripts, available for download 24/7 in the "Transcripts" area of the portal - credits earned do not disappear from transcripts.

Start Date:     End Date:     [SEARCH](#)

Credit Date	Course Title	Evaluations	Certificates
11/2/2022	AAMC Annual Meeting - Example	Complete Evaluation	
12/2/2022	MedEd Grand Rounds - TEST TEXT - 12/02	Complete Evaluation	
10/31/2022	AAMC Example Activity - Non-Physician Attendance		<a href="#">DOWNLOAD CERTIFICATE</a>